

# 204

Manual Examination Table

Ritter®  
by MIDMARK



MA706700i

## User's Guide

CE

003-1507-00 (Rev D)

# **Product Information**

*(The information below is required when calling for service)*

**Dealer** [name / phone]:

**Date of Purchase:**

**Model / Serial Number:**

**Midmark Authorized Service  
Company** [name / phone]:

**Model / Serial  
Number Location**



MA706800i

# Table of Contents

## Important Information

|   |   |
|---|---|
| Safety Symbols .....                      | 2 |
| Intended Use .....                        | 3 |
| Electrical Precautions .....              | 3 |
| Disposal of Equipment .....               | 3 |
| Authorized CE Representative .....        | 3 |
| Transportation / Storage Conditions ..... | 3 |

## Operation

|   |    |
|---|----|
| Back Section Positioning .....          | 4  |
| Stirrups .....                          | 5  |
| Footrest & Treatment Pan .....          | 6  |
| Footstep .....                          | 6  |
| Paper Roll & Tear Straps .....          | 7  |
| Drawer Heater ( <i>optional</i> ) ..... | 8  |
| Pelvic Tilt ( <i>optional</i> ) .....   | 9  |
| Receptacle ( <i>optional</i> ) .....    | 10 |

## Maintenance

|                                |    |
|--------------------------------|----|
| Cleaning .....                 | 11 |
| Preventative Maintenance ..... | 11 |
| Calling For Service .....      | 11 |

## Specifications

|  |    |
|--|----|
| Weights, Dimensions, Electrical Specifications ..... | 12 |
| Model Identification / Compliance Chart .....        | 13 |
| Range of Motion / Dimensions .....                   | 14 |

## Warranty Information

|                        |    |
|------------------------|----|
| Limited Warranty ..... | 15 |
|------------------------|----|

# Important Information

## Safety Symbols



### Caution

Indicates a potentially hazardous situation which could result in injury if not avoided.



### Equipment Alert

Indicates a potentially hazardous situation which could result in equipment damage if not avoided.

### Note

Amplifies a procedure, practice, or condition.



Consult User Guide for important information.



Proper shipping orientation



Fragile



Type B, Applied Part



Protective earth ground



Keep dry

3




Maximum stacking height (palletted units)



Fuse rating specification



Dangerous voltage / shock hazard



***This product has been evaluated with respect to electrical shock, fire & mechanical hazards only, in accordance with UL60601-1 and CAN/CSA C22.2 NO. 601.1.***

## ***Intended Use***

This product is intended to be used as a table to provide positioning and support of patients during examination procedures conducted by qualified medical professionals.

## ***Electrical Precautions***



### ***Caution***

*To completely isolate the table from electrical mains supply, both power cords must be unplugged.*

*When using high frequency surgical devices or endocardial catheters:*

- *Use non-conductive material to insulate patient from metal portions of the table.*
- *Consult operating instructions for the device before using in conjunction with drawer or upholstery heater.*

*Failure to comply may result in electric shock or burns to patient.*

## ***Disposal of Equipment***

At the end of product life, the table, accessories, and other consumable goods may become contaminated from normal use. Consult local codes and ordinances for proper disposal of equipment, accessories and other consumable goods.

## ***Authorized CE Representative***

Countries in the EEC should direct all questions, incidents, and complaints to Midmark's Authorized CE representative listed here:

Promotal  
22, Rue De St Denis  
53500 Ernee,  
FRANCE  
Phone: 33-2-430-517-76  
Fax: 33-2-430-569-10

## ***Transportation / Storage Conditions***

Ambient Temperature Range: .....-5°C to +38°C (+23°F to 100°F)

Relative Humidity ..... 10% to 90% (non-condensing)


Atmospheric Pressure ..... 500hPa to 1060hPa (0.49atm to 1.05atm)

# Operation

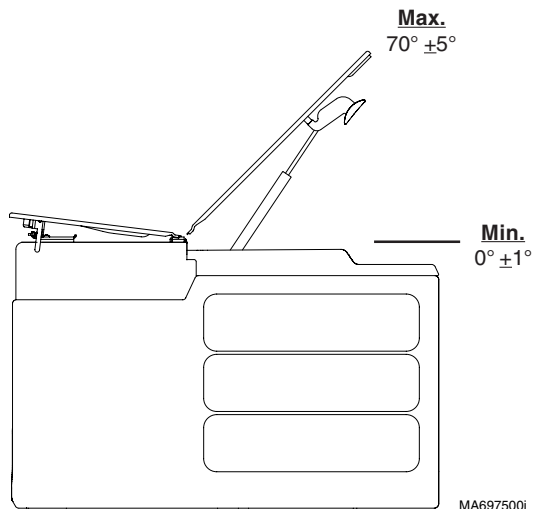
## Back Section Positioning

**To position the back section...**

- A.** Squeeze the Back Release Handle (either side).
- B.** Move the back section to desired position.
- C.** Release handle to lock back section in position.



MA696701i



MA697500i

## Stirrups

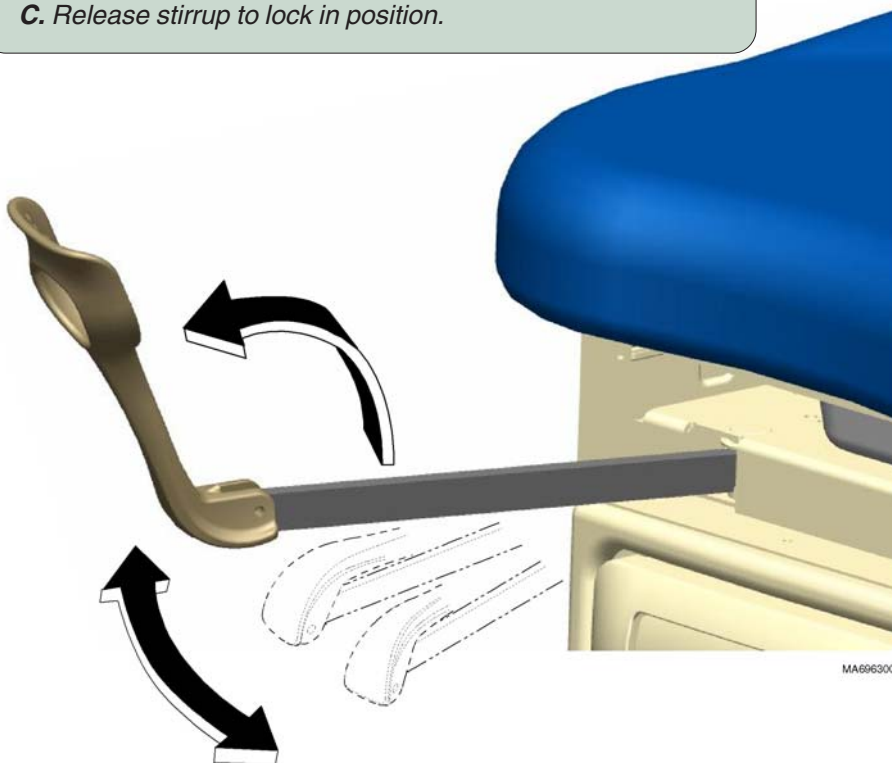


### **Caution**

*Be sure the stirrups are locked in place before using.  
The stirrups will not support the patient's entire weight.*

### **To position the stirrups...**

- A.** Pull the stirrup out, then unfold.
- B.** Lift the stirrup slightly, then move it left or right as desired.
- C.** Release stirrup to lock in position.



## Footrest & Treatment Pan



### Caution

Do not use footrest to support patient's entire weight.



### To access the treatment pan...

Lift footrest pad slightly, then slide pad back into table.

### To extend footrest...


Pull footrest out to desired position.

MA696401i

## Footstep

### To access the footstep...

Lift footstep slightly, then pull outward.



MA696600i



## Paper Roll & Tear Strap

### Note

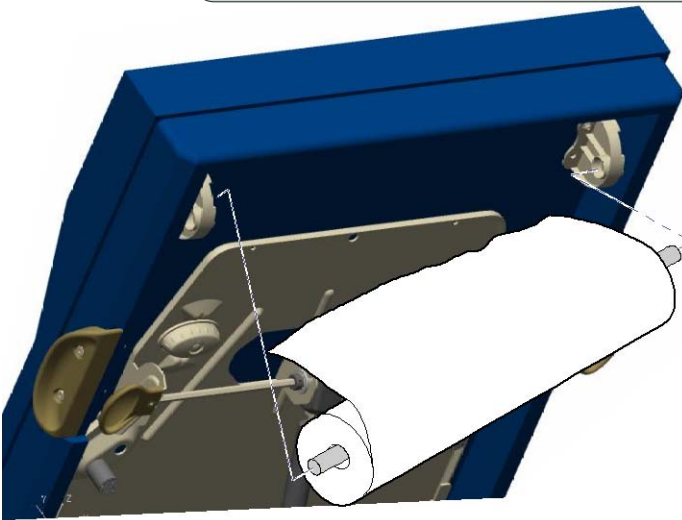
Paper Roll Size (max.):

*Seamless Upholstery* ..... 21 in. wide x 3.5 in. diameter  
(53 cm x 9 cm)

*Soft Touch Upholstery* ..... 21 in. wide x 4.75 in. diameter  
(53 cm x 12 cm)

### To install the paper roll...

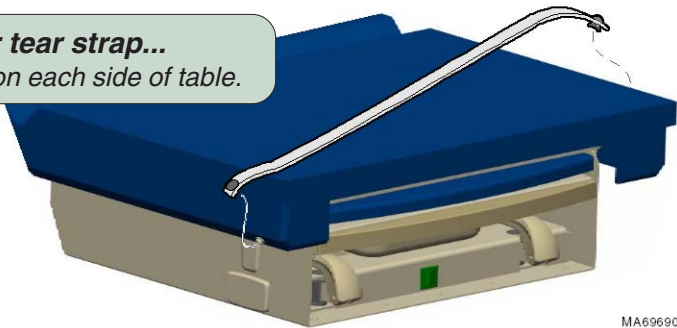
*Insert rod into sockets under head end of upholstery.*



*Soft Touch  
upholstery shown*

### To install the paper tear strap...

*Attach strap to snaps on each side of table.*



MA696900i

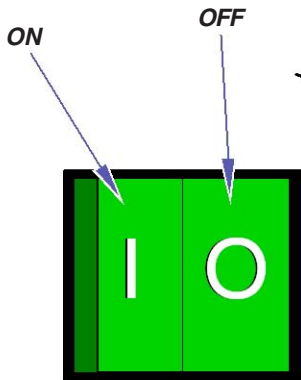
## ***Drawer Heater (optional)***

### **Note**

*The drawer heater switch illuminates when heater is ON (I).*

The drawer heater warms the contents of the drawer to approximately 98°F (37°C).

***To turn the drawer heater ON/OFF...***  
*Press the heater switch to desired position.*



MA696500i

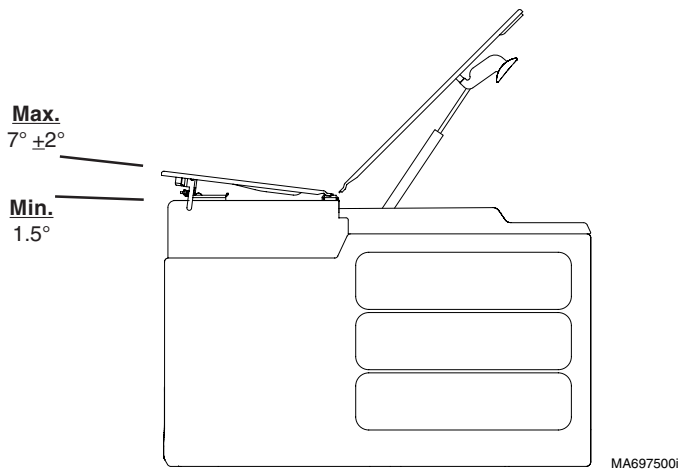
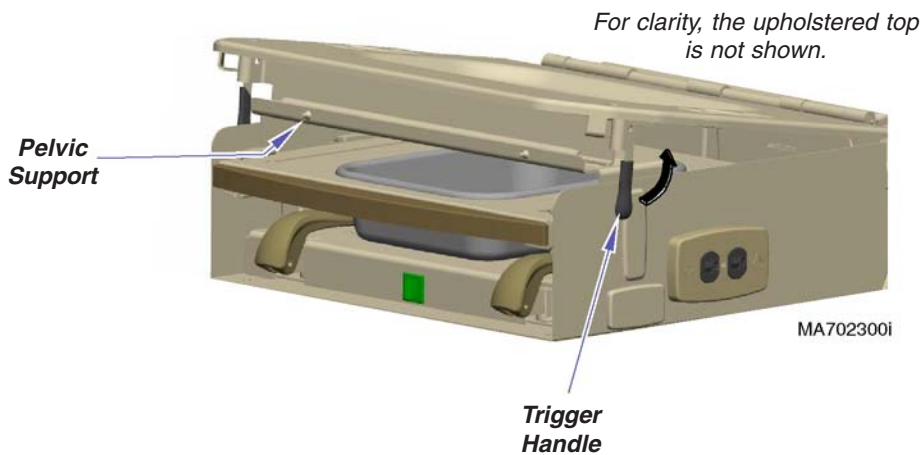
## ***Pelvic Tilt (optional)***

### ***To elevate seat section...***

*Lift seat until pelvic support drops into place.*

### ***To return seat section to flat position...***

- A. Lift seat section slightly.***
- B. Pivot trigger handle upward.***
- C. Lower seat section.***

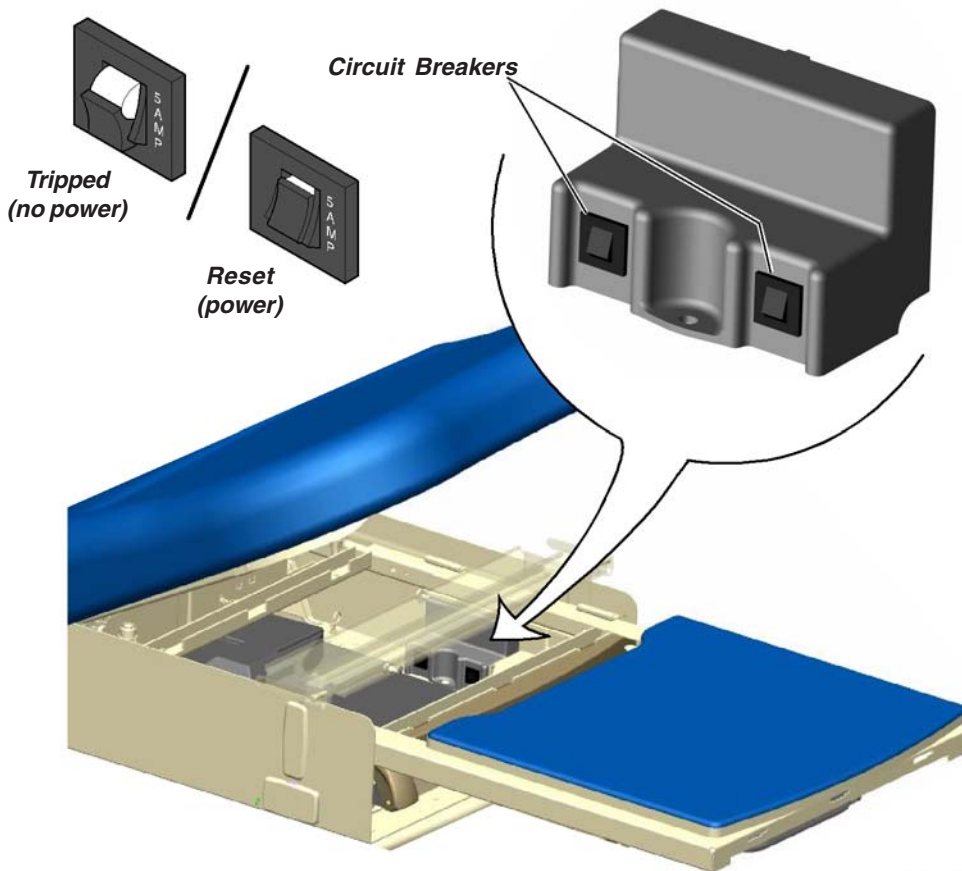


## Receptacle (optional)

The duplex receptacle on the side of the table, provides power for accessories used during medical procedures. There are two circuit breakers located under the seat section. If the receptacle's maximum load is exceeded, the circuit breakers interrupt power to the receptacle.

**Maximum Load** ..... 5 amps

**To reset circuit breaker(s)...**  
Push the circuit breaker toggle switch.



MA697200i

## ***Cleaning***

Clean upholstery with 5% bleach/water solution.



### ***Equipment Alert***

*The upholstery is resistant to most medicinal-type stains, but may be damaged by solvents and dyes. Immediately remove any fluids spilled on the upholstery.*

Clean the table weekly, wiping the painted metal and plastic surfaces with a clean, soft cloth, and mild cleaners. Periodic applications of common furniture wax will ease cleaning and maintain the finished luster of the table.

## ***Preventive Maintenance***

Periodically inspect the following areas:

- Power cord should be free of cuts or other visible damage.
- All fasteners should be present and tightened securely.
- All mechanical functions should operate properly.

Have an authorized service technician inspect your table every six months.

## ***Calling For Service***

### ***Note***

*Model / Serial Number information is required when calling for service.*

If service is required, contact your Midmark dealer or to locate your nearest service provider, log onto: [http://www.midmark.com/?url=trnd\\_srv\\_providers.asp](http://www.midmark.com/?url=trnd_srv_providers.asp)

To contact Midmark directly:

1-800-Midmark (1-800-643-6275) or 937-526-3662  
8:00 am until 5:00 pm. Monday through Friday (EST)  
*[excluding standard U.S. holidays]*

# Specifications

## ***Weights, Dimensions, Electrical Specifications***

- Maximum Patient Weight:** ..... 500 lbs (226 kg)
- Paper Roll (maximum size):** ..... (See *Paper Roll & Tear Strap* page)
- Range of Motion & Dimensions** ..... (See *Range of Motion & Dimensions* page)
- Weight of Table:** ..... 220 lbs (99.8 kg)
- Power Cord:** ..... 6 ft. (1.8 m) long
- Classifications:** ..... Class 1, Type B Applied Part
- Electrical Supply Requirements:** ..... [See *Model ID / Compliance Chart*]
- Regulatory Compliance:** ..... [See *Model ID / Compliance Chart*]
- Protection against ingress of fluids** ..... IPX0, Ordinary Equipment

*Equipment not suitable for use in the presence of a flammable anesthetic mixture with air, or with oxygen, or nitrous oxide.*

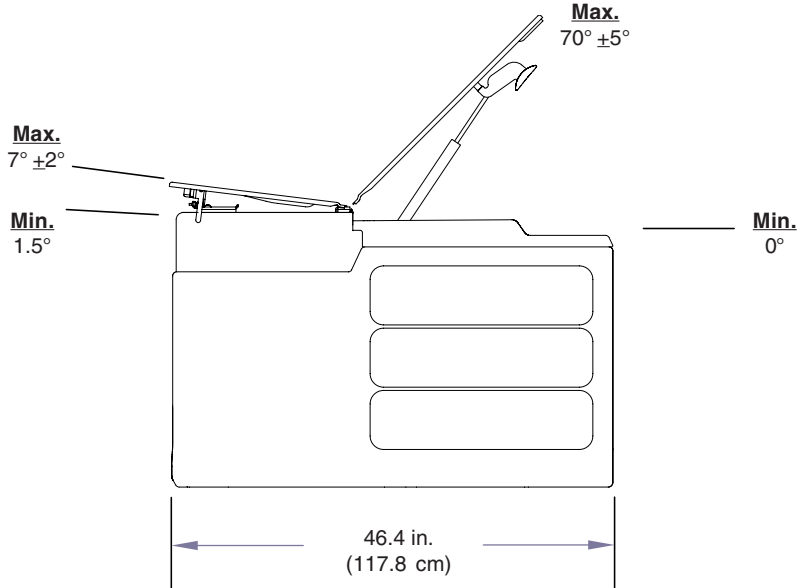
## Model Identification / Compliance Chart - 204

### Fire Code Ratings

All standard upholstery sets comply with: California Bureau of Home Furnishing [Technical Bulletin 117](#)  
 Optional upholstery sets are available that comply with: California Bureau of Home Furnishing [Technical Bulletin 133](#).

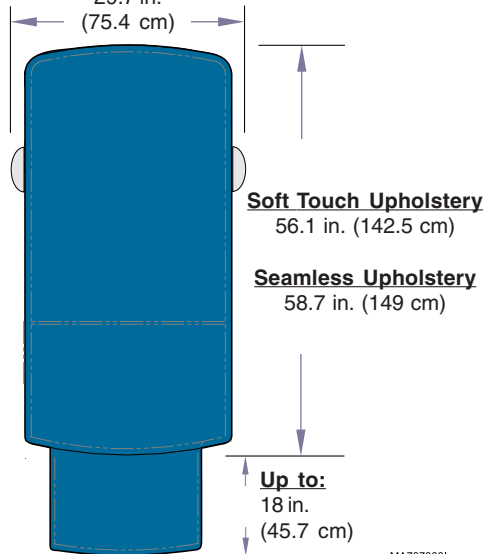
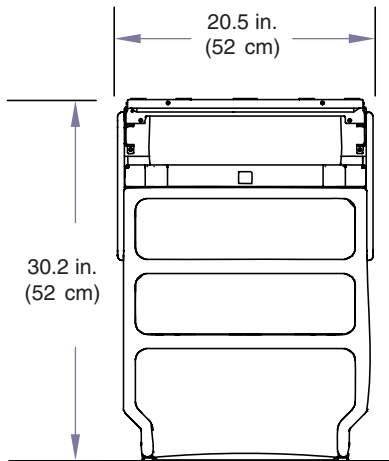
| Model   | Description  | Complies To: |                          |    | Electrical Supply Requirements: |      |             |
|---------|--|--------------|--------------------------|----|---------------------------------|------|-------------|
|         |  | UL 60601-1   | CAN/CSA 22.2, #601.1-M90 | CE | VAC +/-10%                      | Amps | Cycles (Hz) |
| 204-001 | Ritter Exam Table<br>(Pass-thru Drawers)<br>w/ Receptacle  | X            | X                        | X  | 115                             | 5    | 50 / 60     |
| 204-002 | Ritter Exam Table<br>(Pass-thru Drawers)<br>w/ Receptacle, Pelvic Tilt, & Drawer Heater          | X            | X                        | X  | 115                             | 5.5  | 50 / 60     |
| 204-003 | Ritter Exam Table<br>(Bulk Storage)<br>w/ Receptacle   | X            | X                        | X  | 115                             | 5    | 50 / 60     |
| 204-004 | Ritter Exam Table<br>(Bulk Storage)<br>w/ Receptacle, Pelvic Tilt, & Drawer Heater               | X            | X                        | X  | 115                             | 5.5  | 50 / 60     |
| 204-005 | Ritter Exam Table - Export<br>(Pass-thru Drawers)<br>w/ Pelvic Tilt                              | X            | X                        | X  | -                               | -    | -           |
| 204-006 | Ritter Exam Table - Export<br>(Pass-thru Drawers)<br>w/ Receptacle, & Pelvic Tilt                | -            | -                        | X  | 230                             | 5    | 50 / 60     |
| 204-007 | Ritter Exam Table - Export<br>(Pass-thru Drawers)<br>w/ Receptacle, Pelvic Tilt, & Drawer Heater | -            | -                        | X  | 230                             | 5.5  | 50 / 60     |

# Range of Motion / Dimensions



**Soft Touch Upholstery**  
30.5 in. (77.5 cm)

**Seamless Upholstery**  
29.7 in.  
(75.4 cm)



MA7073001



# ***Warranty Information***

## ***Limited Warranty***

### **SCOPE OF WARRANTY**

Midmark Corporation (“Midmark”) warrants to the original purchaser its new Alternate Care products and components (except for components not warranted under “Exclusions”) manufactured by Midmark to be free from defects in material and workmanship under normal use and service. Midmark’s obligation under this warranty is limited to the repair or replacement, at Midmark’s option, of the parts or the products the defects of which are reported to Midmark within the applicable warranty period and which, upon examination by Midmark, prove to be defective.

### **APPLICABLE WARRANTY PERIOD**

The applicable warranty period, measured from the date of delivery to the original user, shall be one (1) year for all warranted products and components.

### **EXCLUSIONS**

This warranty does not cover and Midmark shall not be liable for the following: (1) repairs and replacements because of misuse, abuse, negligence, alteration, accident, freight damage, or tampering; (2) products which are not installed, used, and properly cleaned as required in the Midmark “Installation” and or “Installation / Operation Manual for this applicable product. (3) products considered to be of a consumable nature; (4) accessories or parts not manufactured by Midmark; (5) charges by anyone for adjustments, repairs, replacement parts, installation, or other work performed upon or in connection with such products which is not expressly authorized in writing in advance by Midmark.

### **EXCLUSIVE REMEDY**

Midmark’s only obligation under this warranty is the repair or replacement of defective parts. Midmark shall not be liable for any direct, special, indirect, incidental, exemplary, or consequential damages or delay, including, but not limited to, damages for loss of profits or loss of use.

### **NO AUTHORIZATION**

No person or firm is authorized to create for Midmark any other obligation or liability in connection with the products.

**THIS WARRANTY IS MIDMARK’S ONLY WARRANTY AND IS IN LIEU OF ALL OTHER WARRANTIES, EXPRESS OR IMPLIED. MIDMARK MAKES NO IMPLIED WARRANTIES OF ANY KIND INCLUDING ANY WARRANTIES OF MERCHANTABILITY OR FITNESS FOR ANY PARTICULAR PURPOSE. THIS WARRANTY IS LIMITED TO THE REPAIR OR REPLACEMENT OF DEFECTIVE PARTS.**

SF-1487 REV. A1

***Notes:***

**Notes:**

# DECLARATION OF CONFORMITY

## MIDMARK CORPORATION



Midmark Corporation declares that Exam Tables 204 (-001 thru -007) & 604 (-001 thru -006) conform to the applicable requirements of the Medical Device Directive 93/42/EEC, Annex VII.

All 204 & 604 models Serial Numbers: V145000 to present.

### Quality Assurance Manager

Gene Harshbarger  
Midmark Corporation  
60 Vista Drive, P O Box 286  
Versailles, Ohio 45380 U.S.A.

077-0412-00 Rev. B

Midmark Corporation  
60 Vista Drive  
P.O. Box 286  
Versailles, OH 45380-0286  
Phone: 937-526-3662  
Fax: 937-526-5542  
[www.midmark.com](http://www.midmark.com)

**Ritter**<sup>®</sup>  
by MIDMARK